

**HONDA**  
The Power of Dreams

THE ALL-NEW  
**CR-V**

**7-SEATER DIESEL TURBO**



**HONDA**



*THE ALL-NEW*  
**CR-V**  
*7-SEATER DIESEL TURBO*

The All-New CR-V made history when it pioneered the crossover revolution, and now it is poised to break new ground once again. It's the seven-seater SUV that can do it all, from a family trip around the city to an adventure out of town. Now a new era begins for the ultimate urban SUV with the introduction of a powerful and fuel-efficient diesel engine. The All-New CR-V is Honda engineering at its finest.



SX Diesel 9AT AWD in Dark Olive Metallic





## RESTYLED AND REIMAGINED

SX Diesel 9AT AWD in Modern Steel Metallic

This is the face of the future. The All-New CR-V will stand out from the sea of SUVs with its bigger body, extremely sophisticated chassis, athletic stance, innovative features, high ground clearance, and powerful engine.



### 1. LED HEADLIGHTS WITH LEVELING\*

Equipped with enhanced visibility that automatically adjusts to the lighting conditions ahead.

### 4. SIDE MIRROR TURN LIGHTS

Signal your every move with power retractable side mirrors equipped with turning lights, for additional visibility to other motorists that are beside or approaching you.



### 2. LED DAYTIME RUNNING LIGHTS (DRL)

Provides optimum road visibility, so you can drive with confidence, day or night.

### 5. LED FOG LIGHTS WITH CHROME GARNISH\*\*

Boost illumination to enhance range of visibility in low lighting conditions; presented with stylish chrome surrounds.



### 3. PREMIUM FRONT GRILLE DESIGN\*\*\*

Striking and commanding, the new grille design defines the All-New CR-V's stunning character.

### 6. 18" ALLOY WHEEL DESIGN\*

A set of polished Dual Tone Alloy Wheels completes the All-New CR-V's bold new look.

\*For SX Diesel 9AT AWD, S Diesel 9AT, and 2.0 S CVT

\*\*For SX Diesel 9AT AWD and S Diesel 9AT

\*\*\*For SX Diesel 9AT AWD





SX Diesel 9AT AWD in Passion Red Pearl



#### 1. PANORAMIC SUNROOF\*

A massive Panoramic Sunroof has been specially designed to extend all the way to the second row.



#### 2. SHARK FIN ANTENNA

Enjoy better reception while accentuating the All-New CR-V's sleek and aerodynamic roof profile.



#### 3. TAILGATE SPOILER

A dash of flashiness courtesy of a functional Tailgate Spoiler enhances the rear's aggressive appearance.



#### 4. CHROME REAR GARNISH

Chrome Rear Garnish detail gives the All-New CR-V its distinctive, refreshed look.



#### 5. CHROME DOOR LOWER GARNISH

Chrome Door Lower Garnish will remind passengers that they are boarding an extraordinary SUV.



#### 6. LED TAIL LAMPS

Impressive design enhances aerodynamic efficiency while the integrated third brake lamp offers added visibility.

The All-New CR-V is unlike any that came before it, yet it still retains the spirit of the original. Its groundbreaking exterior style is further enhanced by sharper character lines and an even more defined silhouette.





SX Diesel 9AT AWD in White Orchid Pearl

The All-New CR-V delivers every drive with power and strength. With its all-new engine and high ground clearance, all terrains will be conquered with ease.

## TWO WORLDS, ONE CR-V

### EARTH DREAMS TECHNOLOGY DOHC i-DTEC TURBOCHARGED ENGINE

The sophisticated i-DTEC diesel powerplant is an engineering marvel. Honda managed to dramatically reduce overall engine weight but still retained the sturdiness required in an engine. The result combines fuel-efficiency with agile and exhilarating drive. Pistons, crankshafts and connecting rods—core engine parts—are smaller and lighter, reducing frictional resistance between components. This improves fuel-efficiency performance. Engine response to acceleration is also quicker, enhancing driving agility.

The 7-Seater Diesel Turbo CR-V comes in three variants that are powered by the DOHC i-DTEC Turbocharged Engine: SX Diesel 9AT AWD, S Diesel 9AT 2WD, and V Diesel 9AT.



### SOHC i-VTEC ENGINE WITH CONTINUOUSLY VARIABLE TRANSMISSION (CVT)

The gas variant (2.0 S CVT) is no less advanced, featuring direct-injection technology and Honda's signature Variable Timing Control. It offers maximum efficiency, but with enthusiasm and punch when the need calls for it. In comparison to current engines, it has improved fuel efficiency and output torque through extensive friction reduction measures.



Honda is committed to finding ways to minimize our impact on the environment, but this doesn't mean we put less importance in the performance of our engines. There is balance in the All-New CR-V that gives any driver the needed push in power. The design of our Euro-4 certified engines further reduces the percentage of harmful substances and helps achieve cleaner emissions.



# 9-SPEED AUTOMATIC TRANSMISSION WITH ELECTRONIC GEAR SELECTOR\*


More gears mean better efficiency. When combined with the i-DTEC diesel turbocharged engine, the All-New CR-V can go the extended distance. But when the need for athletic performance arises, the engine-transmission combo can play.



# INTERNAL ACCESSORIES

## 1. ALL-WHEEL DRIVE (AWD) TORQUE INDICATOR\*\*

Power is delivered to all four wheels when the condition calls for it, giving the All-New CR-V the best available traction for maneuvering through challenging situations. You are always in full control.



## 2. PADDLE SHIFTERS

Change gears quickly and precisely for an exciting drive - without your hands ever leaving the steering wheel.



## 3. ECON MODE

Cruise efficiently with the ECON mode, which optimizes throttle output, transmission and air conditioning for better fuel economy with a touch of a button.



## 4. ECO COACHING AMBIENT METER

Track real-time when you are cruising along efficiently, with the green color indicating efficient driving.



\*For SX Diesel 9AT AWD, S Diesel 9AT and V Diesel 9AT  
\*\*For SX Diesel 9 AT AWD



RIDE HIGH

SX Diesel 9AT AWD in Lunar Silver Metallic

Brave every extreme urban road condition with the All-New CR-V. The roughest surfaces and the unexpected floods will have nothing against the All-New CR-V's rugged stance and high ground clearance.

\*For SX Diesel 9 AT AWD



KEEP EVERYTHING ORGANIZED



MULTI-FUNCTIONAL CENTRE CONSOLE

There's room for all your necessities with clever use of space. Rearrange the centre console to fit large or small items securely.

CUSTOMIZE YOUR SPACE



FLEXIBLE SEATS\*

Configure the interior for whatever passenger and cargo situation. The possibilities are limitless with this versatile layout.

\*For SX Diesel 9AT AWD, S Diesel 9AT, and V Diesel 9AT



SUPERIOR 7-SEATER\*

Never clamor for more space. The All-New CR-V's 7-seater capacity maximizes every millimeter of space in the cabin, giving you class-leading comfort Honda cars are known for. The supple leather seats will invite you in and urge you to take another journey.



## SPACE AND UTILITY



### MAKE ROOM FOR MORE

Store your goods, effortlessly. The large trunk space can accommodate your luggage and other important belongings for any trip.



### POWER TAILGATE

The All-New CR-V's height-adjustable Power Tailgate for the SX Diesel 9AT opens automatically to your preferred height with a push of a button. You can adjust its levels by setting it to place that is just right for your reach.

## 5-SEATER MASTERPIECE



The All-New CR-V 2.0 S CVT is a sophisticated and powerful SUV that is capable of transporting your imagination to a universe of possibilities. Discover what else you can achieve with the groundbreaking performance and outstanding technology of its SOHC i-VTEC engine with Continuously Variable Transmission (CVT). Push yourself to greater endeavors with an SUV that champions your victories.





## DRIVER-CENTRIC COMFORT & CONVENIENCE

SX Diesel 9AT AWD and S Diesel 9AT interior.

The new ergonomic cockpit design keeps the All-New CR-V's control features right where you want it, allowing the driver to keep their attention on the road ahead.



### 7" TOUCHSCREEN ADVANCED DISPLAY AUDIO\*\*

The integrated 7" Touchscreen Display Audio + Navigation\* System puts ultimate control at your fingertips.



### DUAL ZONE AUTOMATIC AIR CONDITIONING SYSTEM\*\*

Enjoy an easy to use climate control. Set the ideal temperature separately for you and your passenger.



### LANE WATCH CAMERA\*\*

Always be aware of your All-New CR-V's surroundings as it eliminates blind spots by warning the driver when other vehicles come too close.



### MULTI-VIEW REVERSE CAMERA

The All-New CR-V provides a visual aid with multiple views that give you a comprehensive view of what's behind, that allows you to park properly and safely.



### STEERING WHEEL CONTROLS

Access audio functions, accept or reject calls, or turn on Cruise Control at your desired speed, while you keep your hands on the wheel and your eyes on the road.



### SMART ENTRY WITH PUSH START SYSTEM\*\*

Lock and unlock the doors with the smart key in your pocket; and start or stop the engine with a push of a button.



### DIGITAL FULL-COLOR TFT INSTRUMENT CLUSTER

The All-New CR-V's redesigned meter cluster with innovative features provides you vehicle information in a few clicks.

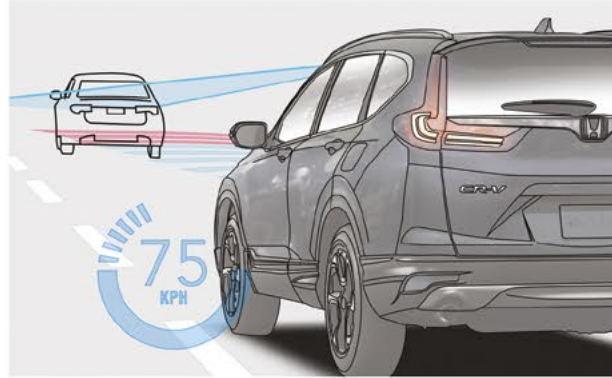
\*For SX Diesel 9AT  
\*\*For SX Diesel 9 AT AWD, S Diesel 9AT, and 2.0 S CVT



# Honda SENSING

(For SX Diesel 9AT AWD Only)

Your safety is now a suite of new possibilities. Thanks to Honda Sensing's exclusive set of intelligent safety and driver-assisted features designed to alert you and keep your focus in check while driving.



## ADAPTIVE CRUISE CONTROL (ACC) WITH LOW-SPEED FOLLOW (LSF)\*

Set a following interval and the system monitors traffic ahead of you and adjusts your cruising speed accordingly.



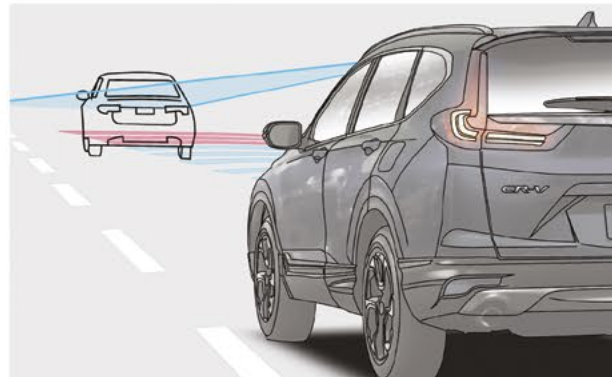
## LANE KEEP ASSIST SYSTEM (LKAS)\*

Alerts you then gently corrects your steering to keep you centered when you drift from the lane.



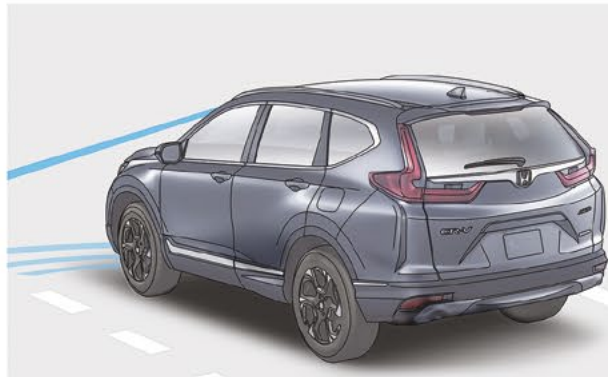
## ROAD DEPARTURE MITIGATION (RDM)\*

When close to the side of the road without using a turn-signal, the system will alert you with vibrations from the steering wheel, and guides you back by correcting your steering and applying brakes.



## FORWARD COLLISION WARNING (FCW)\*

Alerts you when there is a risk of collision with the vehicle ahead.



## LANE DEPARTURE WARNING (LDW)\*

The steering wheel vibrates and alerts you when you're drifting out of the lane without activating the turn signal.



## COLLISION MITIGATION BRAKING SYSTEM (CMBS)\*

Sets audio and visual alerts if it senses a possible collision, and applies brake pressure with the increasing risk.

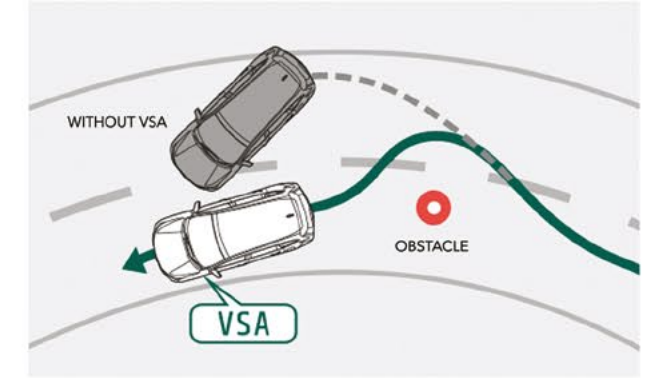
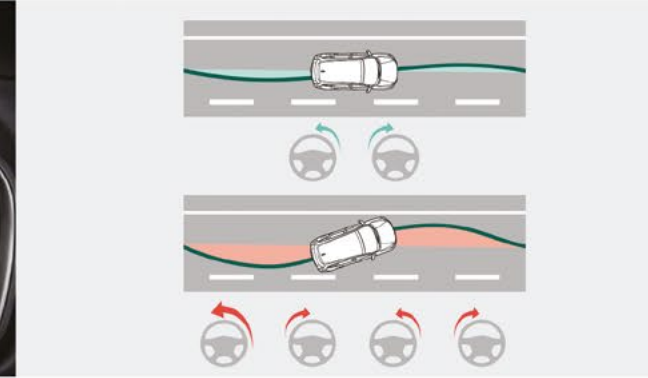
# SAFETY THAT KEEPS YOU COMPANY

Have the confidence to drive anywhere with a slew of advanced safety features from the All-New CRV.



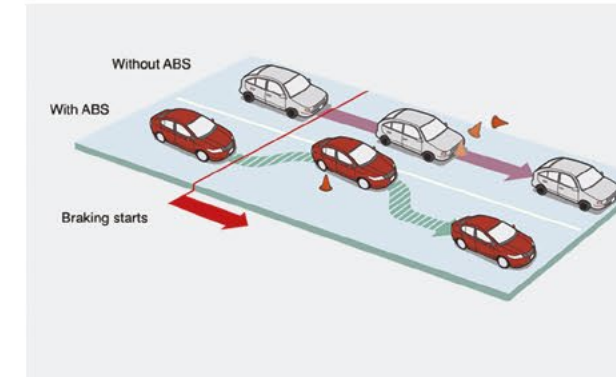
## DRIVER ATTENTION MONITOR

The All-New CR-V alerts you with sound and vibrations when it detects that your your level of alertness is low.



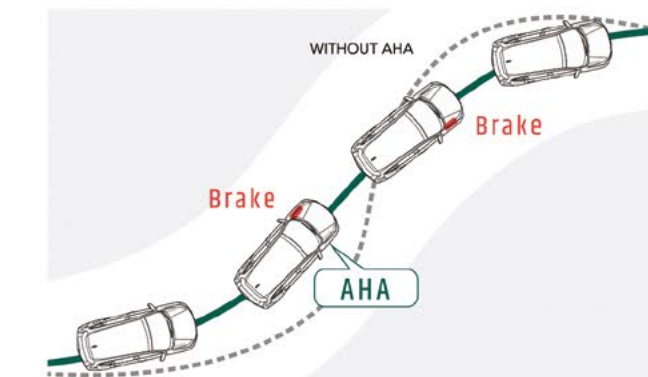
## VEHICLE STABILITY ASSIST (VSA)

The All-New CR-V stays stable around corners as VSA keeps understeer and oversteer under control automatically.



## ANTI-LOCK BRAKE SYSTEM (ABS) WITH ELECTRONIC BRAKE-FORCE DISTRIBUTION (EBD)

Stay in control even in emergency situations. ABS with EBD prevents your car from skidding even when you brake hard, especially on slippery surfaces, and retain steering control.



## AGILE HANDLING ASSIST (AHA)

Approach every bend with confidence. AHA improves cornering ability by applying brake pressure to individual wheels automatically. This reduces the need for corrective steering.



## HILL START ASSIST (HSA)

Prevents roll back on an inclined slope when you release your brake and switch to the accelerator pedal.



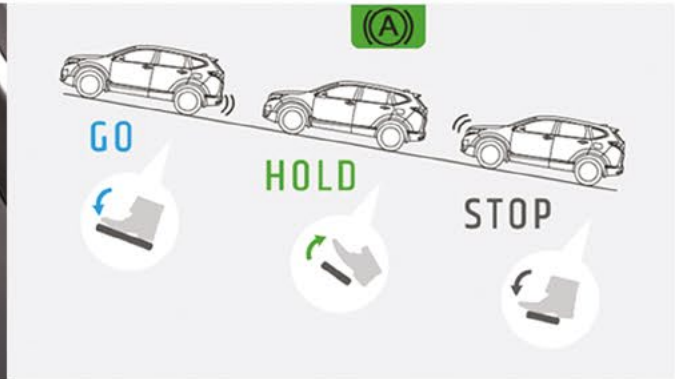
SECURITY IN MOTION

Stay the course and never go astray with Honda's trademark security features that are designed to give you total control and protection as you cruise the highways and byways of the city or the suburbs.



ELECTRONIC PARKING BRAKE (EPB) WITH AUTO BRAKE HOLD (ABH)

Engage and disengage the parking brake with ease. Brakes remain engaged at a stop until you depress the accelerator.



WALK AWAY AUTO DOOR LOCK\*

Leave the door unlocked for 30 seconds or walk 2.0 metres away from the car and the doors will lock automatically.



EMERGENCY STOP SIGNAL (ESS)

During emergency braking situations, the ESS automatically activates hazard warning lights to alert drivers approaching from behind.



SEATBELT REMINDER

Driver and the front passenger are always reminded to buckle up before every drive.



ISOFIX AND CHILD ANCHOR

Keep your little loved ones secure and safe with ISO FIX anchor points, the global standard for child car seat safety.



FRONT AERO BUMPER



REAR AERO BUMPER



DOOR VISOR



DOOR MIRROR GARNISH



TAILGATE GARNISH



SIDE STEP GARNISH



FRONT GRILLE



FINISHER EXHAUST PIPE



ROOF RAIL



CROSS BAR



RUNNING BOARD



REAR BUMPER PROTECTOR



DOOR HANDLE PROTECTOR



REAR PANEL LINING COVER



CARGO TRAY



BACKUP SENSOR

\*For SX Diesel 9AT AWD, S Diesel 9AT, and 2.0 S CVT



7-SEATER DIESEL TURBO

5-SEATER PETROL

SX DIESEL 9AT AWD

S DIESEL 9AT 2WD

V DIESEL 9AT

2.0 S CVT



Honda Sensing

Power Tailgate

LED Fog Lights\*\*

Walk Away Auto Door Lock\*

Driver Attention Monitor

Multi-view Reverse Camera with Dynamic Guidelines

LED Headlights\* & LED Daytime Running Lights (DRL)

Lane Watch Camera\*



Panoramic Sunroof

208mm Ground Clearance

7" Touchscreen Advanced Display Audio with Navigation

Hill Start Assist (HSA)

Paddle Shifters

Electronic Parking Brake (EPB) with Auto Brake Hold (ABH)

Smart Entry with Push Start System\*

Digital Full Color TFT Instrument Cluster



All-Wheel Drive Torque Indicator

8-way Power Driver Seat with 4-way Lumbar Support

18" Alloy Wheel Design\*

Intelligent Dual Zone Automatic Air Conditioning System\*\*

Cruise Control

9-Speed Automatic Transmission with Electronic Gear Selector

7" Touchscreen Display Audio\*\*\*

Dual Front SRS Airbags, Side\* and Side Curtain\* Airbags



Dark Olive Metallic

Passion Red Pearl\*\*

White Orchid Pearl¹

Modern Steel Metallic

Crystal Black Pearl

Lunar Silver Metallic\*\*

SPECIFICATIONS

All-New CR-V				
Variant		Diesel 7-seater		Gas 5-seater
		SX Diesel 9AT AWD	S Diesel 9AT	V Diesel 9AT
DIMENSIONS AND WEIGHT				
Dimensions	Length	4,571		
	Width	1,855		
	Height	1,667	1,657	
Wheelbase		2,660		
Ground Clearance		208	198	
Turning Radius		5.9 (At Body)		
Curb Weight		1,732	1,635	1,618
Cargo Capacity	2nd & 3rd Row Folded	Liters	967	522 (Behind 2nd Row)
	3rd Row Folded	Liters	472	
	Behind 3rd Row	Liters	150	
Seating Capacity	Persons	7		
ENGINE & TRANSMISSION				
Type		Earth Dreams Technology DOHC i-DTEC Turbo 4-cylinder, 16-valve		SOHC i-VTEC 4-cylinder, 16-valve
Displacement	Liters	1.6		2.0
Power	kW (ps) / rpm	88 (120) / 4,000		113 (154) / 6,500
Torque	N-m (kg-m) / rpm	300 (30.6) / 2,000		189 (19.3) / 4,300
Transmission		9-Speed Automatic Transmission with Electronic Gear Selector		Continuously Variable Transmission (CVT)
Paddle Shifter		O		
Drive System		All Wheel Drive	Front Wheel Drive	
Eco Assist System		With (Econ Mode and Eco Coaching Light)		
Fuel Tank Capacity	Liters	57		
Emission Rating		EURO 4		
CHASSIS				
Suspension	Front	MacPherson Strut		
	Rear	Multi-link		
Brake	Front	Ventilated Disc		
	Rear	Disc		
Parking Brake Type		Electronic Parking Brake (EPB) with Auto Brake Hold (ABH)		
STEERING				
Gear Type		Rack and Pinion		
Power Steering System		Electric Power Steering (EPS)		
Steering Wheel	Material	3-Spoke Leather	3-Spoke Urethane	3-Spoke Leather
	Controls	O (Audio, Multi-information Display, Hands Free Telephone)		
	Electrostatic Controls Adjustment	O	-	O
Cruise Control		Tilt and Telescopic		
EXTERIOR		O		
Headlights	Type	Full LED	Halogen Projector	Full LED
	Adjustment	Auto Leveling	-	Auto Leveling
	Auto On/Off	O	-	O
	Highbeam Support System	O	-	-
Daytime Running Lights (DRL)		O (LED Guide Type)		
Fog Lights		O (LED)	O (Halogen)	
Side Turn Signal		Door Mirror Integrated		
Tail Lamp		LED		
High Mount Stop Lamp		O (LED)		
Panoramic Sunroof		O	-	-
Power Tailgate		O	-	-
Tailgate Spoiler		O		
Bumper Skid Garnish		O (Silver Paint)		
Door Lower Garnish		O (with Chrome accent)		
Wheel Size and Type		18" X 7.5" Alloy	17" X 7.5" Alloy	18" X 7.5" Alloy
Tire Size		235 / 60 R18	235 / 65 R17	235 / 60 R18
Spare Tire		Full Size		
Mudguard		O		
Door Mirrors	Color	Body Color		
	Adjustment	Power Adjustable and Power Folding		
Door Handles		Body Color		
Front Wiper		Auto Rain Sensing	Variable Intermittent with Washer	
Rear Wiper		O (Intermittent with Washer and Auto Wipe on Reverse)		
Rear Windshield Defogger		With		
Antenna		Shark Fin Type		

All-New CR-V				
		Diesel 7-seater		Gas 5-seater
Variant		SX Diesel 9AT AWD	S Diesel 9AT	2.0 S CVT
INTERIOR				
Keyless Entry		O (Smart Entry System with Push Start Button)		O (Smart Entry System with Push Start Button)
Audio System	Type	7" Touchscreen Advanced Display Audio with Navigation		7" Touchscreen Advanced Display Audio
	Navigation	O		-
	Connectivity	Bluetooth Hands-Free Telephone (HFT) & Audio Streaming, USB-input		
Air Conditioning	HDMI	O		O
	Speakers	8 (Including 4-Tweeters)		4
	Type	Intelligent Dual Zone Automatic		Dual Zone Automatic
Instrument Cluster	Controls	Panel & Display Audio		Panel & Display Audio
	Rear Ventilation	Center Console and Roof with Independent Controls		Center Console
	Type	Full Color TFT		
Seats	Display Contents	Trip Computer, Driver Attention Monitor, Audio, HFT		
	Fuel Level	O		
	Engine Temperature	O		
Power Features	Material	Black Leather		
	Driver	Adjustment	8-Way Power	Manual with Height Adjuster
	Lumbar	4-Way Power	-	
Accessory Socket (12V)	Rear (2nd Row)	Sliding and Reclining, 60:40 Split Type		60:40 Split Type
	Rear (3rd Row)	50:50 Split Reclining		-
	Seatback Pocket	Driver & Front Passenger		
Rear View Mirror	Windows	O (Auto Up/Down for Driver)		
	Door Locks	O (Driver and Front Passenger Switch)		
	Tonneau Cover	O (x2)		O (x2)
Interior Lighting	Rear USB Charging Ports	O (x2)		O (x2)
	Ambient Light	O		
	Light	Front, Rear, Cargo Area and Glove Box		
Sunvisor	Auto Dimming	Day and Night		
	Ticket Holder	-		
	Roof Console	O		O
Cup Holder	Sun Glass Holder	O		
	Bottle Holder	O		-
	Door Pocket	O (with Illumination)		O (with Illumination)
Grab Rail	Driver and Passenger Mirror	O (Driver Side)		
	Shift Knob	4		4
	Material	-		Leather
Honda SENSING	Interior Trim Finish	Piano Black and 2-Tone Wood		Piano Black and Silver Finish
	Adaptive Cruise Control (ACC)	O		
	Low Speed Follow (LSF)	O		
Lane Keep Assist System (LKAS)	Collision Mitigation Braking System (CMBS)	O		
	Road Departure Mitigation (RDM)	O		
	Forward Collision Warning (FCW)	O		
SAFETY AND SECURITY	Lane Departure Warning (LDW)	O		
	Agile Handling Assist (AHA)	O		
	Driver Attention Monitor	O		
Airbags	G-CON Body	O		
	Driver & Front Passenger	O		
	Side	O	-	O
Vehicle Stability Assist (VSA)	Side Curtain	O	-	O
	Hill Start Assist (HSA)	O		
	Anti-Lock Braking System (ABS)	O (With Electronic Brake Force Distribution)		
Emergency Stop Signal (ESS)	LaneWatch Camera	O		O
	Multi-View Reverse Camera	O (with Dynamic Guidelines)		
	Corner Sensors	O (Front and Rear)		
Seatbelt	Low Tire Pressure Warning	O		
	Type	3 Pt. ELR (x7)		
	Reminder	Driver & Front Passenger		
ISO-FIX	Walk Away Auto Lock	O		
	Auto Door Lock/Unlock	O		
	Child Safety Lock	O		
Security Alarm and Immobilizer		O		

\* For SX Diesel 9AT AWD, S Diesel 9AT and 2.0 S CVT  
\*\* For SX Diesel 9AT AWD and S Diesel 9AT  
\*\*\* For SX Diesel 9AT AWD, S Diesel 9AT and V Diesel 9AT  
¹ Additional cost applies to special color





Honda Cars Philippines, Inc. reserves the right to change or modify equipment or specifications at any time without prior notice. Details, colors, descriptions, and illustrations are for information purposes only. As specifications or any equipment may vary in some countries, please check with your nearest Honda dealer.  
[www.hondaphil.com](http://www.hondaphil.com)

PHILIPPINES - AUGUST 2017



BLUE SKIES FOR  
OUR CHILDREN

